

OpenEtna

Open Firmware for LG GW620/KH5200


Home FAQ Installation Screenshots Project Page

OpenEtna 6.0 rc4 released (We have froyo !)

October 2nd, 2010 admin No Comments Edit

OpenEtna 6.0

[Show as slideshow]
[View with PicLens]



Alright folks, I know its been quite some time that this website was updated.

Polytheus has been working hard on OpenEtna and he has succeeded in porting a working Froyo on the LG Eve. This rom is based on CyanogenMod and loads pretty quickly.

Google apps have also been updated – Please head over to the FAQ page to see how to get Google Apps on OpenEtna

Type text to search here...

Donate

This project wants to provide an open firmware for the LG GW620/KH5200. We currently have an experimental android 2.2 'froyo' firmware in the Downloads section.

Donate

Downloads


- [bootV2.1.img \(2.6 MB\)](#)
- [systemV6.0-rc4.7z \(44.0 MB\)](#)

Tag Cloud

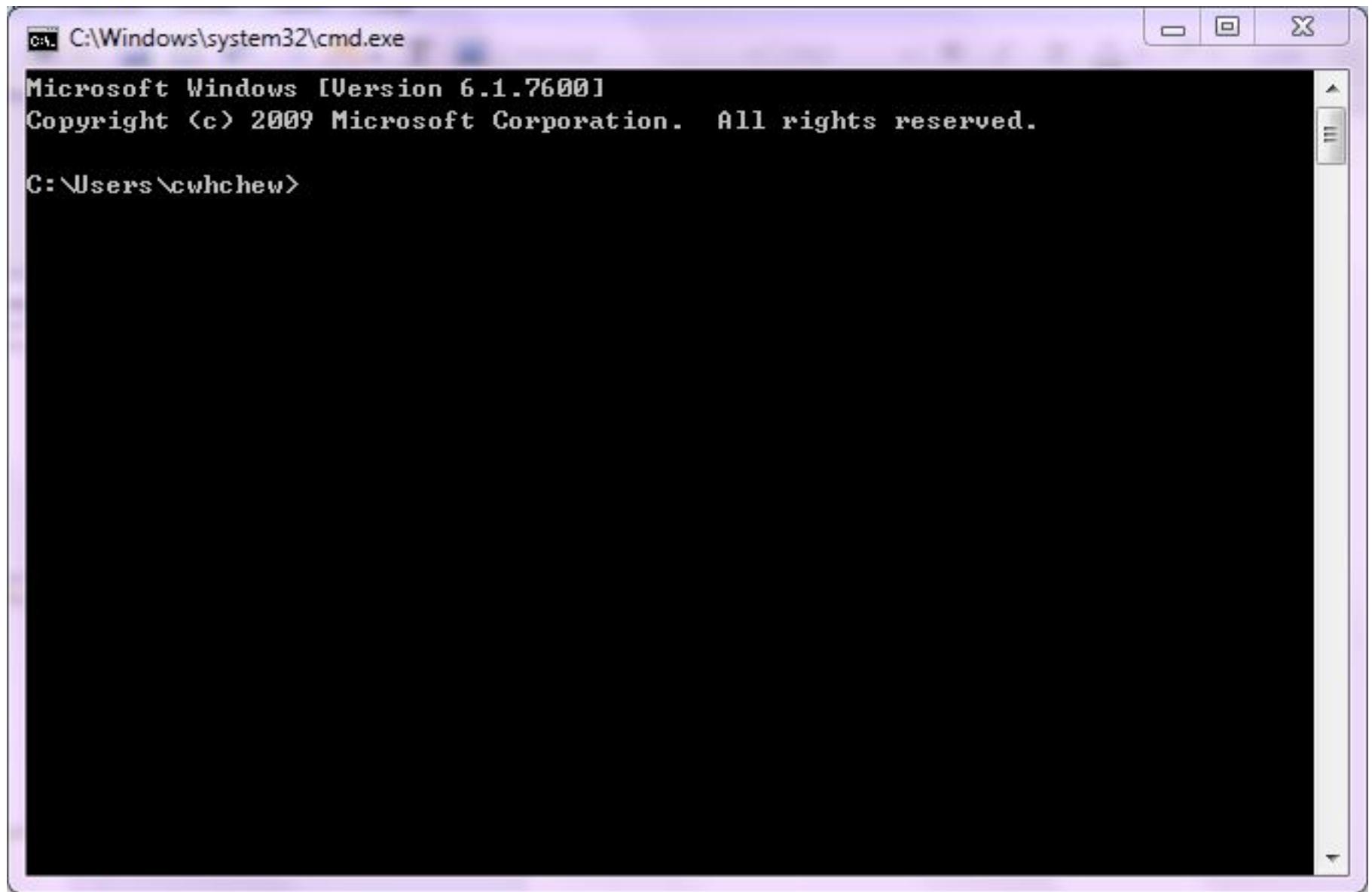
Archive Categories

Show all downloads...

Head over to <http://www.openetna.com> and download these files



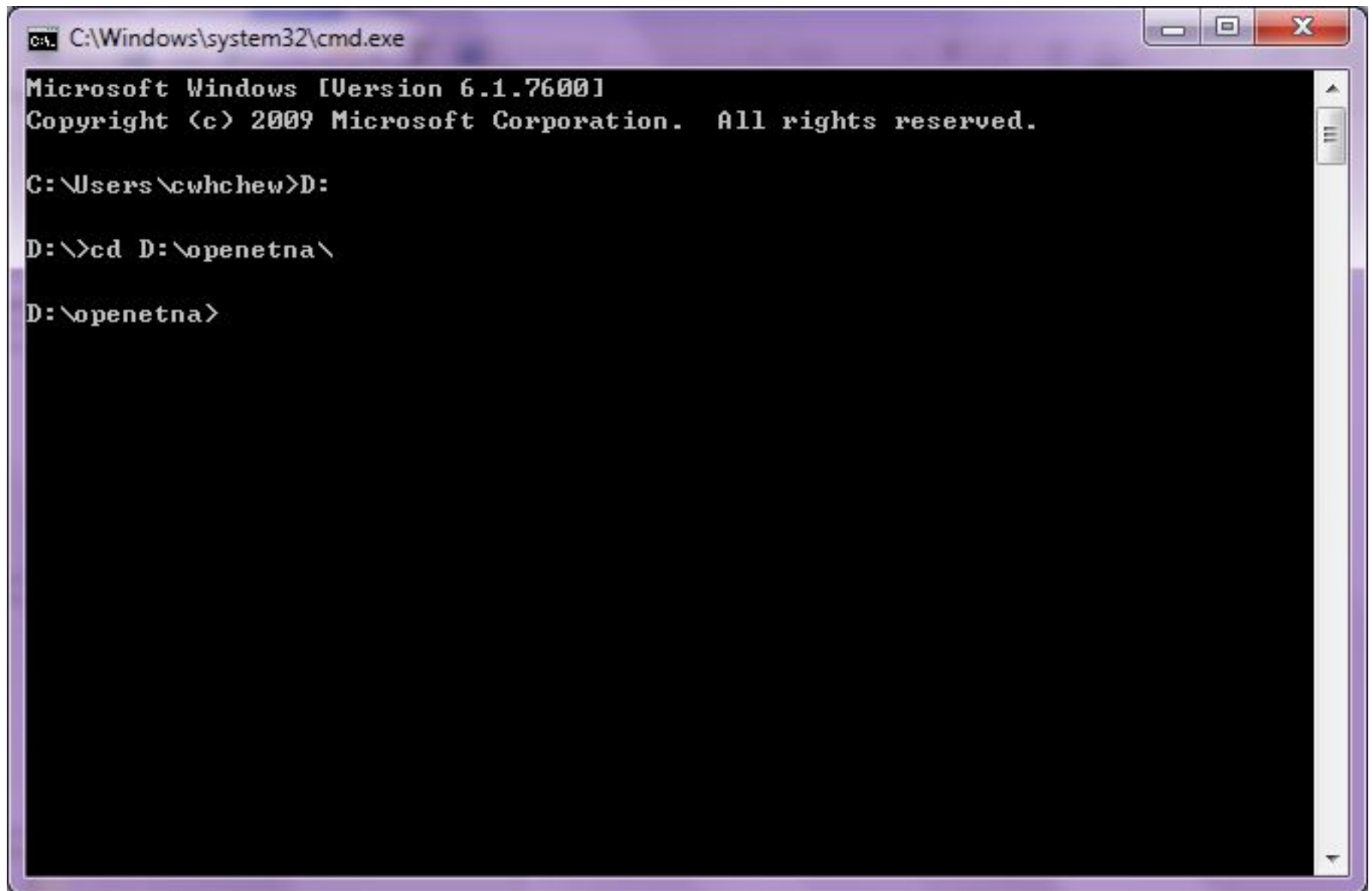
- Get into fastboot mode
- Connect your device to the computer



```
C:\Windows\system32\cmd.exe
Microsoft Windows [Version 6.1.7600]
Copyright (c) 2009 Microsoft Corporation. All rights reserved.

C:\Users\cwhchew>
```

Open a terminal

A screenshot of a Windows Command Prompt window. The title bar shows the path 'C:\Windows\system32\cmd.exe'. The window contains the following text: 'Microsoft Windows [Version 6.1.7600] Copyright (c) 2009 Microsoft Corporation. All rights reserved. C:\Users\cwhchew>D: D:\>cd D:\openetna\ D:\openetna>'. The window has a standard Windows XP-style border with minimize, maximize, and close buttons in the top right corner.

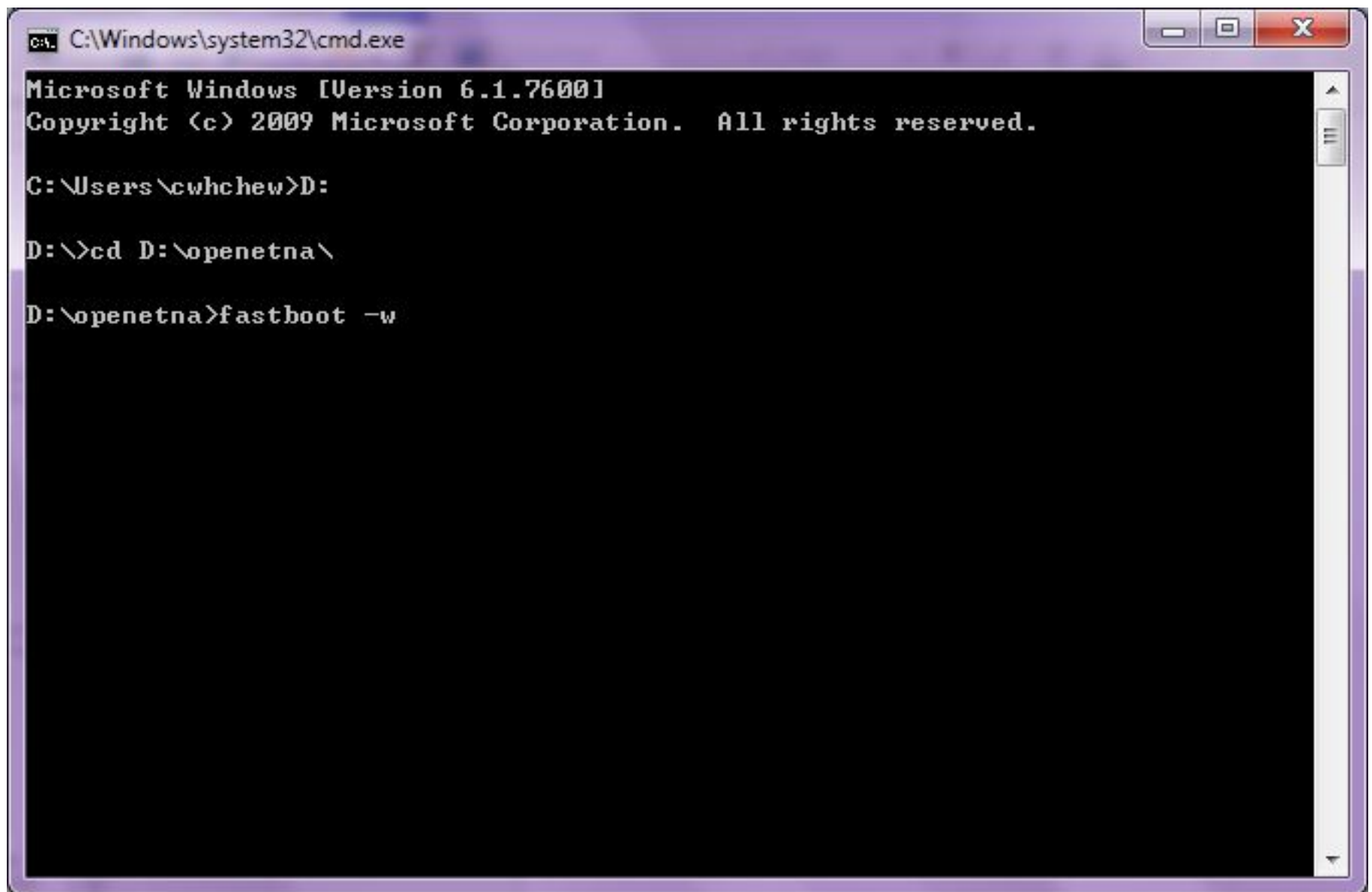
```
C:\Windows\system32\cmd.exe
Microsoft Windows [Version 6.1.7600]
Copyright (c) 2009 Microsoft Corporation. All rights reserved.

C:\Users\cwhchew>D:

D:\>cd D:\openetna\

D:\openetna>
```

Navigate to the directory where you downloaded system.img and boot.
img (in my case, D:\openetna\)



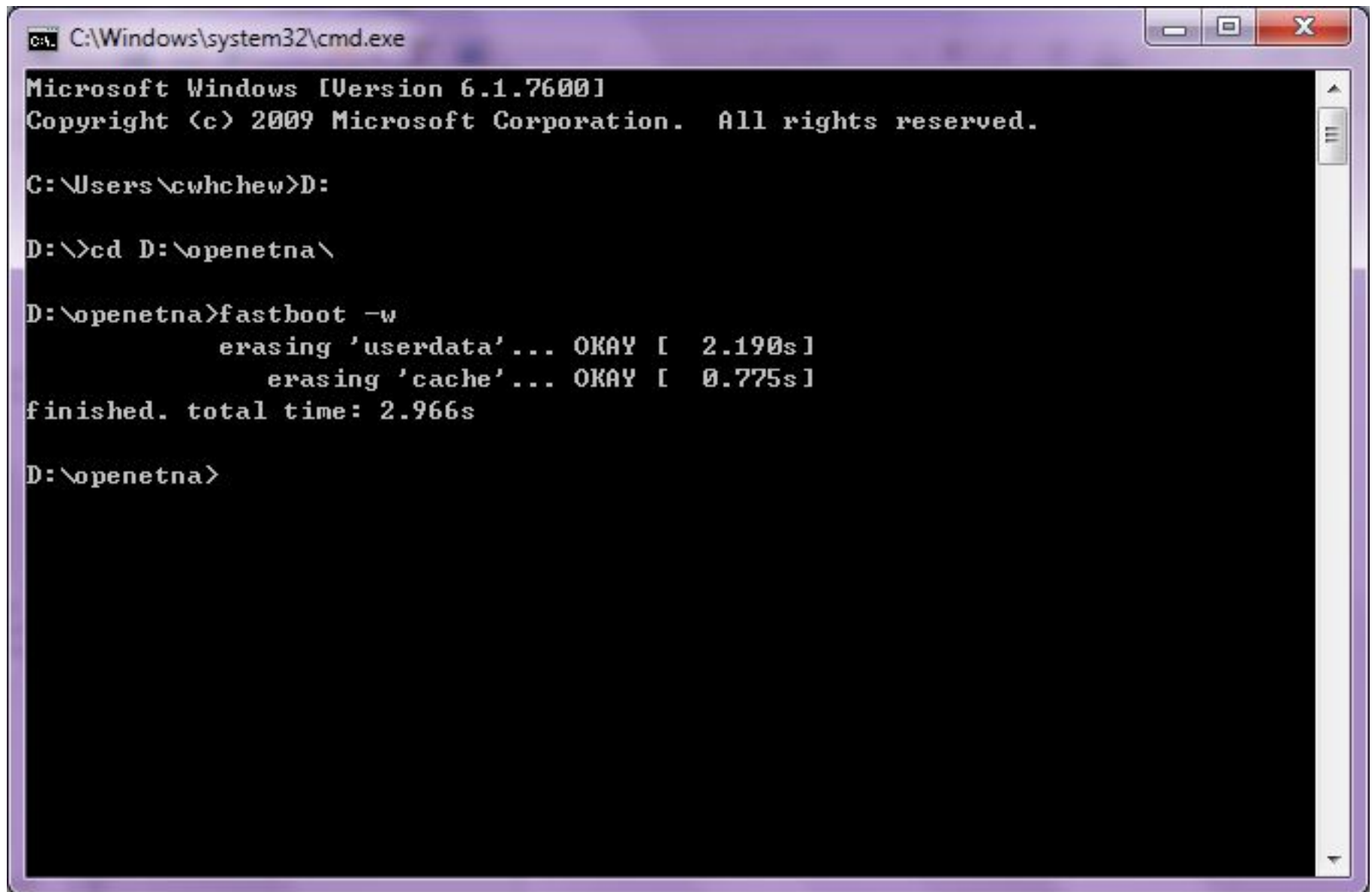
```
C:\Windows\system32\cmd.exe
Microsoft Windows [Version 6.1.7600]
Copyright (c) 2009 Microsoft Corporation. All rights reserved.

C:\Users\cwhchew>D:

D:\>cd D:\openetna\

D:\openetna>fastboot -w
```

Issue the command: fastboot -w



```
C:\Windows\system32\cmd.exe
Microsoft Windows [Version 6.1.7600]
Copyright (c) 2009 Microsoft Corporation. All rights reserved.

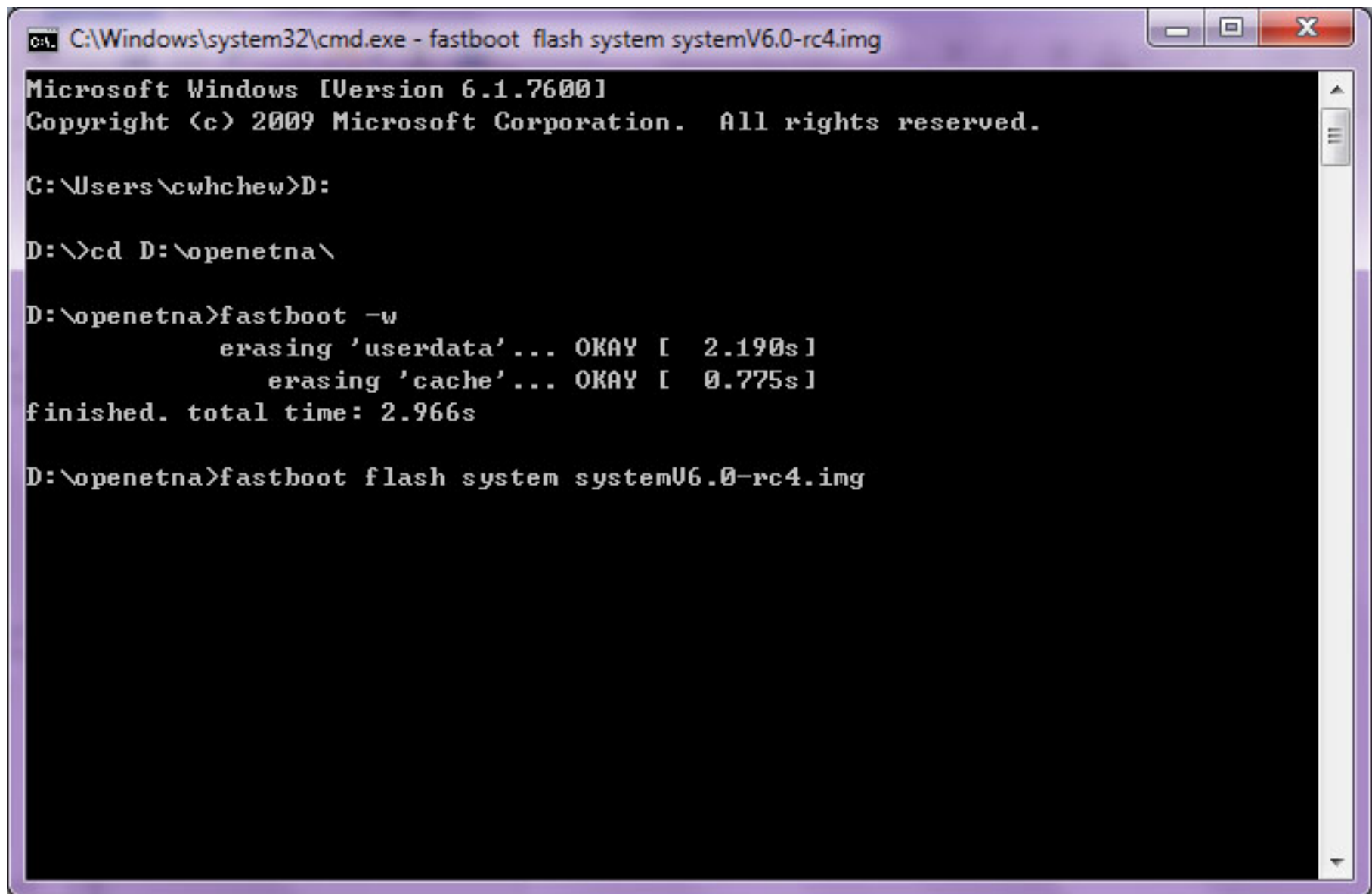
C:\Users\cwhchew>D:

D:\>cd D:\openetna\

D:\openetna>fastboot -w
        erasing 'userdata'... OKAY [ 2.190s]
        erasing 'cache'... OKAY [ 0.775s]
finished. total time: 2.966s

D:\openetna>
```

You should get the following screen



```
C:\Windows\system32\cmd.exe - fastboot flash system systemV6.0-rc4.img

Microsoft Windows [Version 6.1.7600]
Copyright (c) 2009 Microsoft Corporation. All rights reserved.

C:\Users\cwhchew>D:

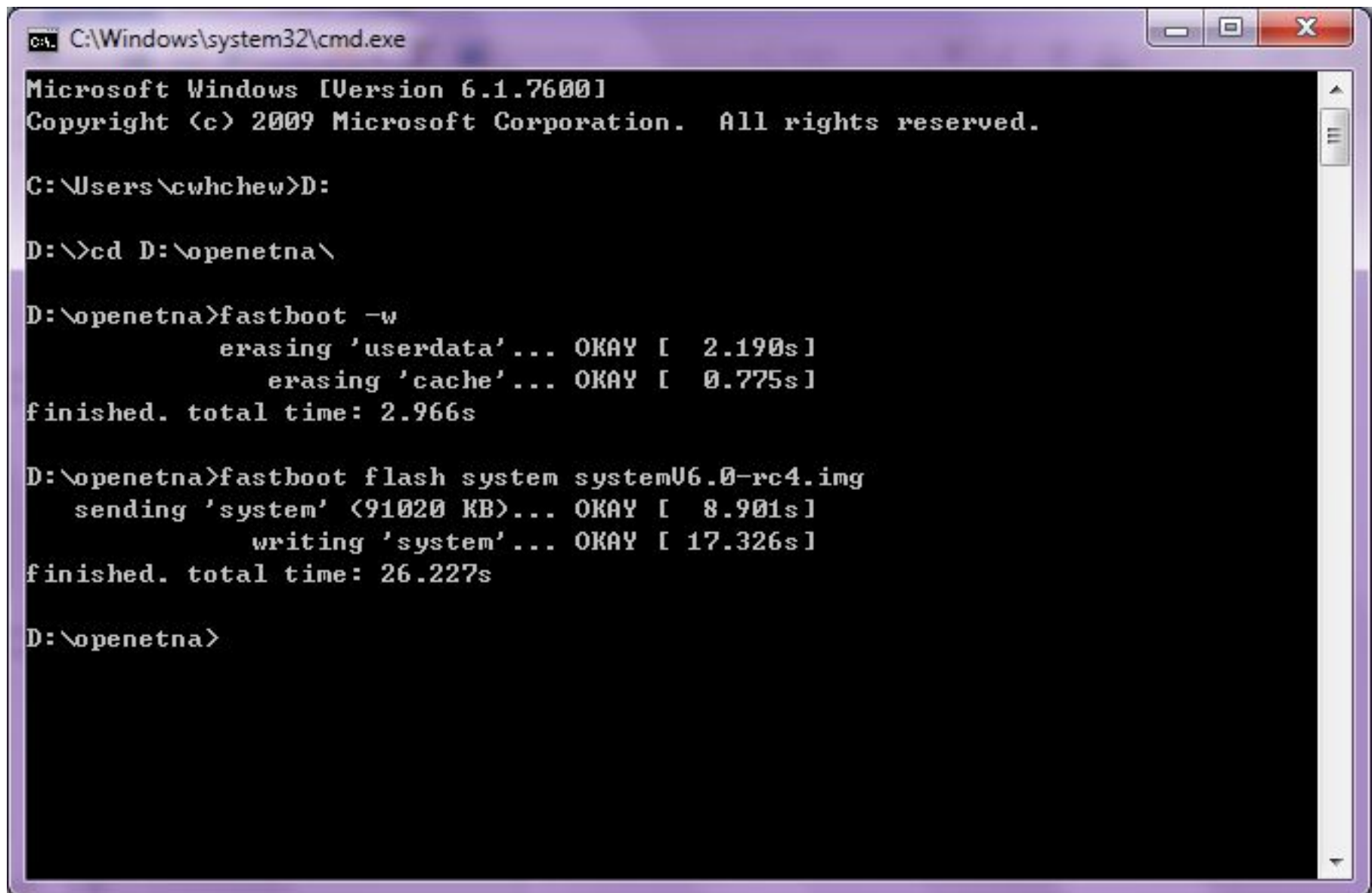
D:\>cd D:\openetna\

D:\openetna>fastboot -w
        erasing 'userdata'... OKAY [ 2.190s]
        erasing 'cache'... OKAY [ 0.775s]
finished. total time: 2.966s

D:\openetna>fastboot flash system systemV6.0-rc4.img
```

Now to flash the system image. Issue fastboot flash system systemV6.0-rc4.img

Note: the filename may differ



```
C:\Windows\system32\cmd.exe
Microsoft Windows [Version 6.1.7600]
Copyright (c) 2009 Microsoft Corporation. All rights reserved.

C:\Users\cwhchew>D:

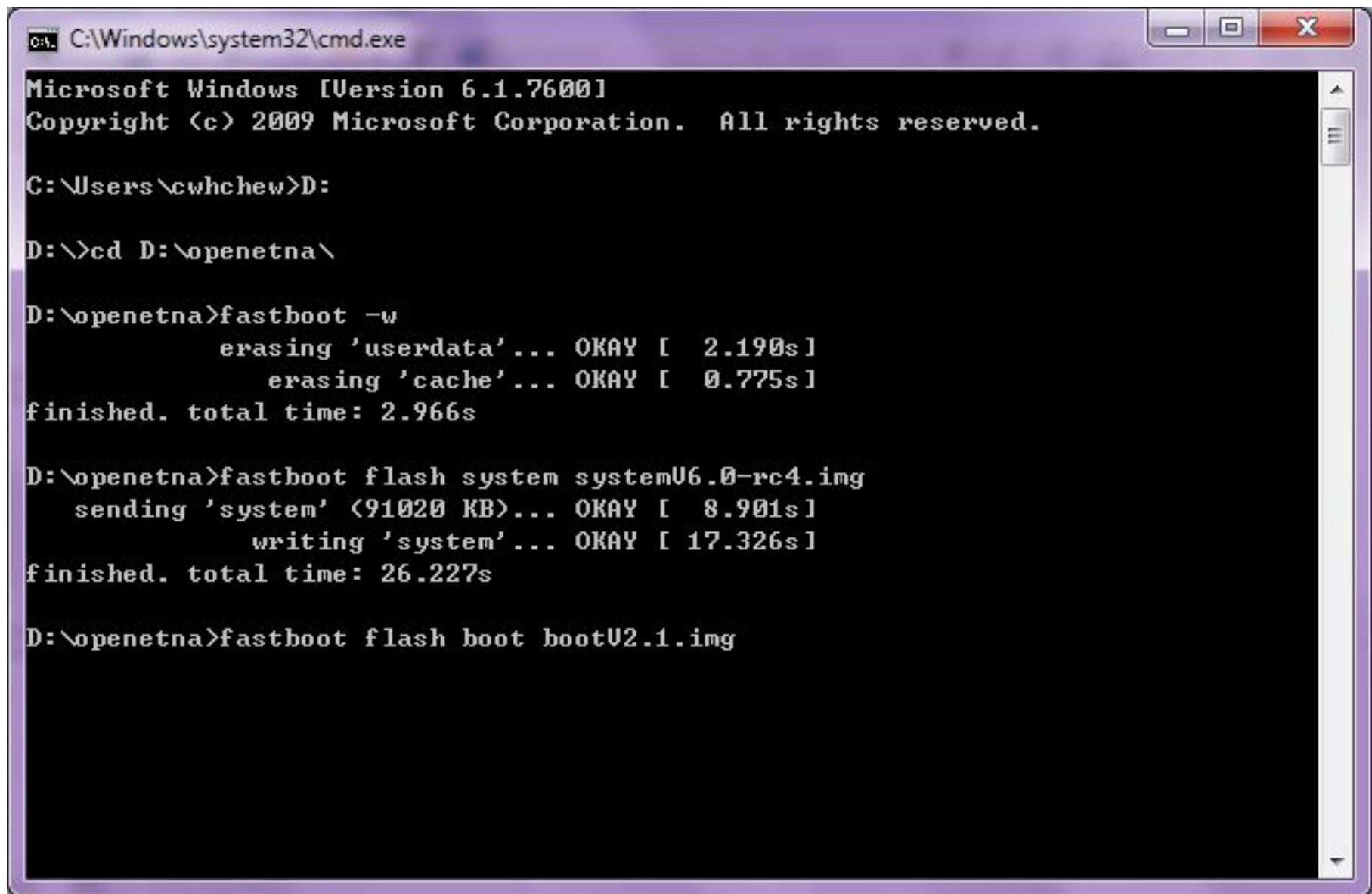
D:\>cd D:\openetna\

D:\openetna>fastboot -w
        erasing 'userdata'... OKAY [ 2.190s]
        erasing 'cache'... OKAY [ 0.775s]
finished. total time: 2.966s

D:\openetna>fastboot flash system systemU6.0-rc4.img
        sending 'system' (91020 KB)... OKAY [ 8.901s]
        writing 'system'... OKAY [ 17.326s]
finished. total time: 26.227s

D:\openetna>
```

You should get this



```
C:\Windows\system32\cmd.exe
Microsoft Windows [Version 6.1.7600]
Copyright (c) 2009 Microsoft Corporation. All rights reserved.

C:\Users\cwhchew>D:

D:\>cd D:\openetna\

D:\openetna>fastboot -w
    erasing 'userdata'... OKAY [ 2.190s]
    erasing 'cache'... OKAY [ 0.775s]
finished. total time: 2.966s

D:\openetna>fastboot flash system systemU6.0-rc4.img
    sending 'system' (91020 KB)... OKAY [ 8.901s]
    writing 'system'... OKAY [ 17.326s]
finished. total time: 26.227s

D:\openetna>fastboot flash boot bootU2.1.img
```

Now to flash the boot image. Issue fastboot flash boot bootV2.1.img

Note: the filename may differ

```
C:\Windows\system32\cmd.exe
Microsoft Windows [Version 6.1.7600]
Copyright (c) 2009 Microsoft Corporation. All rights reserved.

C:\Users\cwhchew>D:

D:\>cd D:\openetna\

D:\openetna>fastboot -w
        erasing 'userdata'... OKAY [ 2.190s]
        erasing 'cache'... OKAY [ 0.775s]
finished. total time: 2.966s

D:\openetna>fastboot flash system systemU6.0-rc4.img
        sending 'system' (91020 KB)... OKAY [ 8.901s]
        writing 'system'... OKAY [ 17.326s]
finished. total time: 26.227s

D:\openetna>fastboot flash boot bootU2.1.img
        sending 'boot' (2628 KB)... OKAY [ 0.263s]
        writing 'boot'... OKAY [ 0.583s]
finished. total time: 0.847s

D:\openetna>
```

You should get this

OpenEtna Installation

After all these steps, reboot your phone and give it about 10 minutes to start up.

I hope you find this guide useful.